




NEW Rower sign up: Click the Join Button.



Fill in rower's personal information. Search for Wappingers and choose Wappingers Crew Club.

A new window will pop up. Type KHKAC for Club code and Submit Code.

You will be returned to the previous screen. Click the Search button.



Welcome to USRowing! Let's start your registration process now. First, let's see if we have a membership record for you on file.

**First Name \***

**Last Name \***

**Date of Birth \***

**Sex \*** ☐ Female ☒ Male



**Email \***

**Country of Residence**

**Club or Team Name \***   
Search for your home club or team ⓘ

**Search**

Choose “Basic Membership”



Home / Membership Levels

**Membership Levels**

Step 1 Membership Level Step 2 Profile Step 3 Education Step 4 Compliance Step 5 Check-out



Please choose your membership type. Our standard membership is **Championship Membership** for 26 and under (\$45) and 27 and over (\$65). This is the membership that juniors, scholastics, and masters level athletes need to compete in USRowing national and regional championship regattas.

**Membership Type \***

USRowing © 2016 | Support | Privacy

**Basic Membership- Free (Admin Fee - \$5.75)**

Click the Submit button.



Home / Membership Levels

**Membership Levels**

Step 1 Membership Level Step 2 Profile Step 3 Education Step 4 Compliance Step 5 Check-out


Please choose your membership type. Our standard membership is **Championship Membership** for 26 and under (\$45) and 27 and over (\$65). This is the membership that juniors, scholastics, and masters level athletes need to compete in USRowing national and regional championship regattas.

**Membership Type \***

USRowing © 2016 | Support | Privacy

**Submit**

Continue to fill in rower's information.



Logout

Home / Membership Data

### Member Editor

Step 1 Membership Level Step 2 Profile Step 3 Education Step 4 Compliance Step 5 Checkout

Set Password

Password \*  Verify Password \*

Must be a combination of 6-20 letters and numbers (or a passphrase of 14-20 letters)

Member Information

Type:	No Membership	Member #:	0
Year Joined:		Expires:	

Title

Name \*  Middle Initial

Suffix


Date of Birth \*

Preferred Name

Sex \* ☐ Female ☐ Male

Address

Click the Submit button after rower's information is fill in.



Logout

Home /

Would you like more information about becoming a USRowing Referee? \*

--choose--

Race \*

--choose--

Ethnicity \*

--choose--

Are you a United States Veteran? \*

--choose--

Information about one's ability status is being requested on a voluntary basis. It will be kept confidential in accordance with the ADA. Refusal to provide it will not subject you to any adverse treatment, and it will be used only in accordance with the ADA. \*


--choose--

By clicking the Submit button, you agree to the our Privacy and Refund Policies.

Submit

USRowing © 2016 | Support | Privacy

Answer the questions.



Logout

Home / Membership Education

### Member Education

Step 1 Membership Level Step 2 Profile Step 3 Education Step 4 Compliance Step 5 Checkout

As part of the waiver submission process, please complete the following four safety questions to the best of your ability.  
Incorrect answers will not prevent you from completing the waiver.  
The questions are intended to educate and provide USRowing feedback on safety education.

1. The purpose of heel ties is to

☐ A. To give the extra referees something to do at a regatta

☐ B. To prevent taller rowers from getting as much compression as the shorter rowers

☐ C. To ensure that rowers can pull their feet out of their shoes quickly without using your hands in an emergency or casualty situation


☐ D. To increase the cost of foot stretchers

2. The purpose of the bowball is to

☐ A. Protect the bow from damage when you blow your landings

Touch Pad

Then click the Submit button.

Logout

3. When does a Referee use a WHITE flag?

- ☐ A. At the start to indicate alignment
- ☐ B. During a race to direct a crew
- ☐ C. To signal the Starter the race is going just fine
- ☐ D. To direct oncoming power boat traffic on the course
- ☐ E. At the end of the race to indicate the race is official
- ☐ F. Answers A, B, and E


4. What are participants responsibilities before launching?

- ☐ A. Coxswains must weigh-in according to the regatta rules
- ☐ B. Lightweight must weigh-in according to regatta rules
- ☐ C. All boats must be cleared through Control Commission
- ☐ D. Take this survey
- ☐ E. Answers A, B, and C

Submit

USRowing © 2016 | [Support](#) | [Privacy](#)

Read the Waiver and then check the “I understand and agree” box. Click the Submit button.

Logout

Member Waiver

Step 1

Membership Level

Step 2

Profile

Step 3

Education

Step 4

Compliance

Step 5

Checkout

2016 Waiver

PART OF THE ACTIVITY. YOU HAVE THE RIGHT TO REFUSE TO SIGN THIS FORM, AND USROWING HAS THE RIGHT TO REFUSE TO LET YOUR CHILD PARTICIPATE IF YOU DO NOT SIGN THIS FORM.

I, for myself, and on behalf of my spouse, children, guardians, heirs and next of kin, and any legal and personal representatives, executors, administrators, successors and assigns, hereby agree to and make the following contractual representations pursuant to this Waiver and Release of Liability and Indemnity Agreement (Agreement):


I understand and acknowledge that water sports activities have inherent risks and dangers that no amount of care, caution or expertise can eliminate, including without limitation, the potential for serious bodily injury, permanent disability, paralysis and loss of life.

I hereby Release, Waive and Covenant Not to Sue, and further agree to Indemnify, Defend and Hold Harmless the following parties: USRowing, its employees, officers, directors, administrators, agents, coaches, instructors, members, other participants, sponsoring agencies all of which are hereinafter referred to as Released Parties, from any and all liability for any and all claims, demands, losses, or damages on account of injury, including death, or damage to property, caused or alleged to be caused by risks inherent in the water sports activity undertaken by my child.

☐ \* I understand and agree to the terms of this waiver

Submit

Select No and then click the Submit button.

Logout

[Home](#) / [Anti-Doping](#)

Anti-Doping Compliance

Step 1

Membership Level

Step 2

Profile

Step 3

Education

Step 4

Compliance

Step 5

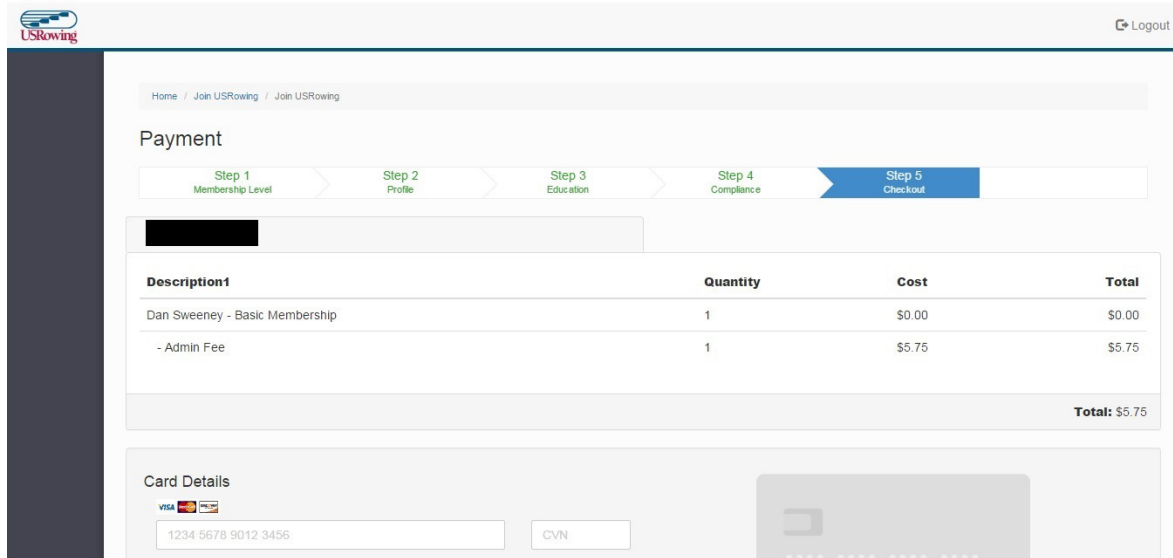
Checkout

I plan to compete in a USRowing National Team selection event. This includes any National Team Selection Camp and Trials for the Senior, Para-, Under 23, and Junior World Championship Teams.\*

☐ Yes☒ No

Submit

When you get to this Payment Screen you can just **EXIT** out of web browser. Your information is now in our Clubs Roster list. Payment will be made through the Club.

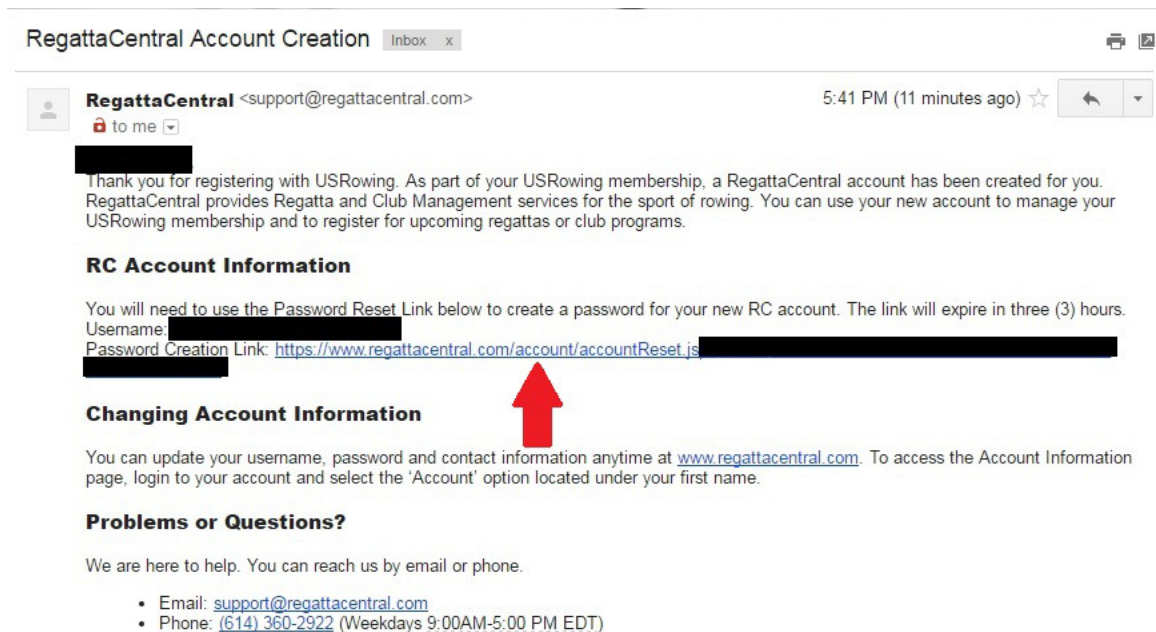


The image shows the USRowing payment screen. At the top, there's a navigation bar with the USRowing logo and a 'Logout' link. Below the navigation bar, there's a breadcrumb trail: 'Home / Join USRowing / Join USRowing'. The main heading is 'Payment'. Below this, there's a progress bar with five steps: Step 1 (Membership Level), Step 2 (Profile), Step 3 (Education), Step 4 (Compliance), and Step 5 (Checkout). Step 5 is currently selected. Below the progress bar, there's a table with the following data:

Description1	Quantity	Cost	Total
Dan Sweeney - Basic Membership	1	\$0.00	\$0.00
- Admin Fee	1	\$5.75	\$5.75
			<b>Total: \$5.75</b>

Below the table, there's a 'Card Details' section. It shows a Visa card with the number 1234 5678 9012 3456 and a CVN field. There's also a placeholder for a card image.

Check your Email that you used to sign up. There will be an Email from RegattaCentral. Read and then click on provided link to change your password.



The image shows an email from RegattaCentral. The subject is 'RegattaCentral Account Creation'. The email body contains the following text:

Thank you for registering with USRowing. As part of your USRowing membership, a RegattaCentral account has been created for you. RegattaCentral provides Regatta and Club Management services for the sport of rowing. You can use your new account to manage your USRowing membership and to register for upcoming regattas or club programs.

**RC Account Information**

You will need to use the Password Reset Link below to create a password for your new RC account. The link will expire in three (3) hours.

Username: [redacted]

Password Creation Link: <https://www.regattacentral.com/account/accountReset.js> [redacted]

**Changing Account Information**

You can update your username, password and contact information anytime at [www.regattacentral.com](http://www.regattacentral.com). To access the Account Information page, login to your account and select the 'Account' option located under your first name.

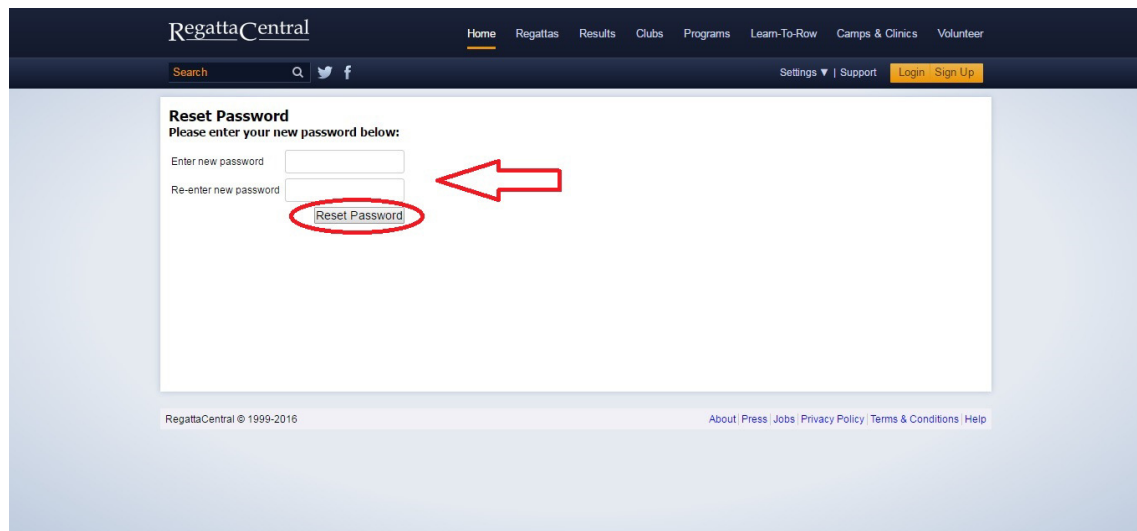
**Problems or Questions?**

We are here to help. You can reach us by email or phone.

- Email: [support@regattacentral.com](mailto:support@regattacentral.com)
- Phone: (614) 360-2922 (Weekdays 9:00AM-5:00 PM EDT)

A red arrow points to the Password Creation Link.

Enter your NEW password and then click the Reset Password button.



The screenshot shows the 'Reset Password' page on the RegattaCentral website. The page has a dark blue header with the RegattaCentral logo and navigation links: Home, Regattas, Results, Clubs, Programs, Learn-To-Row, Camps & Clinics, and Volunteer. Below the header is a search bar and social media icons. The main content area is white and contains the 'Reset Password' form. The form has two input fields: 'Enter new password' and 'Re-enter new password'. A red arrow points to the 'Reset Password' button, which is circled in red. The footer of the page includes the copyright notice 'RegattaCentral © 1999-2016' and a list of links: About, Press, Jobs, Privacy Policy, Terms & Conditions, and Help.

**Reset Password**  
Please enter your new password below:

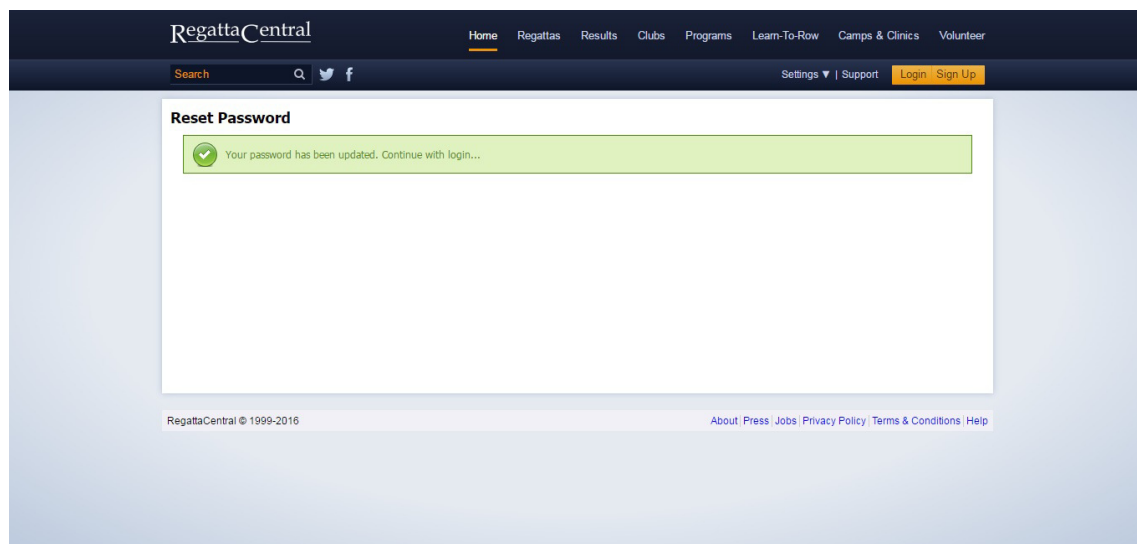
Enter new password

Re-enter new password

[Reset Password](#)

RegattaCentral © 1999-2016 [About](#) [Press](#) [Jobs](#) [Privacy Policy](#) [Terms & Conditions](#) [Help](#)

You're finished.



The screenshot shows the 'Reset Password' page on the RegattaCentral website after the password has been updated. The page has the same dark blue header and navigation links as the previous screenshot. The main content area is white and contains a green confirmation message: 'Your password has been updated. Continue with login...'. The footer of the page includes the copyright notice 'RegattaCentral © 1999-2016' and a list of links: About, Press, Jobs, Privacy Policy, Terms & Conditions, and Help.

**Reset Password**

✓ Your password has been updated. Continue with login...

RegattaCentral © 1999-2016 [About](#) [Press](#) [Jobs](#) [Privacy Policy](#) [Terms & Conditions](#) [Help](#)